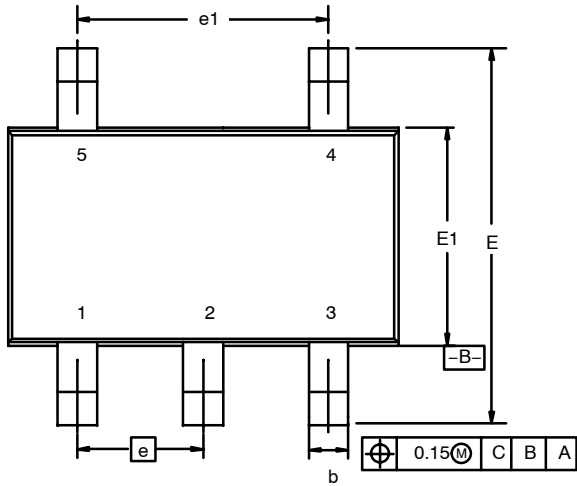
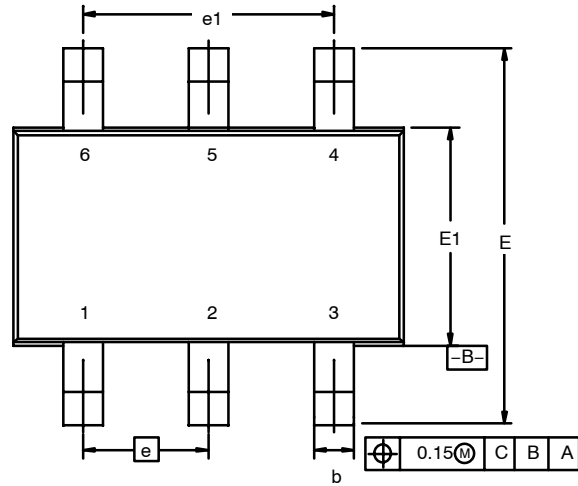


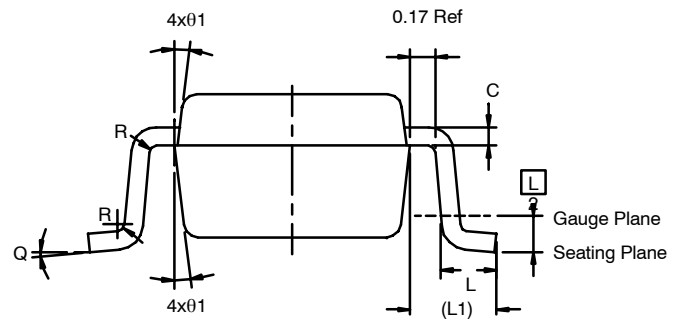
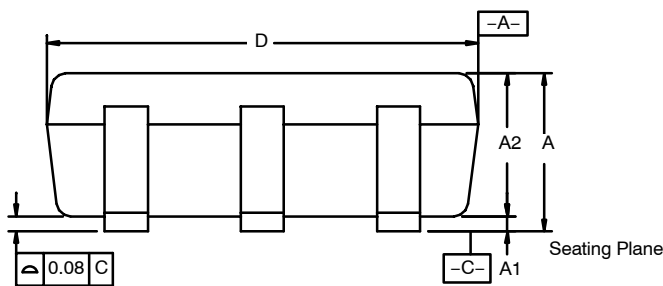
THIN SOT-23 : 5- AND 6-LEAD (POWER IC ONLY)



SOT23-5L Format



SOT23-6L Format



Dim	MILLIMETERS			INCHES		
	Min	Nom	Max	Min	Nom	Max
A	0.91	1.00	1.10	0.036	0.039	0.043
A1	0.01	0.05	0.10	0.0004	0.002	0.004
A2	0.90	0.95	1.00	0.035	0.037	0.039
b	0.30	0.32	0.45	0.012	0.013	0.018
c	0.10	0.15	0.20	0.004	0.006	0.008
D	2.90	3.05	3.10	0.114	0.120	0.122
E	2.70	2.85	2.98	0.106	0.112	0.117
E1	1.525	1.65	1.70	0.060	0.065	0.067
e	0.95 BSC			0.0374 BSC		
e1	1.80	1.90	2.00	0.070	0.075	0.080
L	0.30	0.40	0.60	0.012	0.016	0.024
L1	0.60 REF			0.024 REF		
L2	0.25 BSC			0.010 BSC		
R	0.10	-	-	0.004	-	-
Q	0°	4°	8°	0°	4°	8°
θ1	4°	10° NOM	12°	4°	10° NOM	12°
ECN: S-40083—Rev. A, 02-Feb-04 DWG: 5926						